

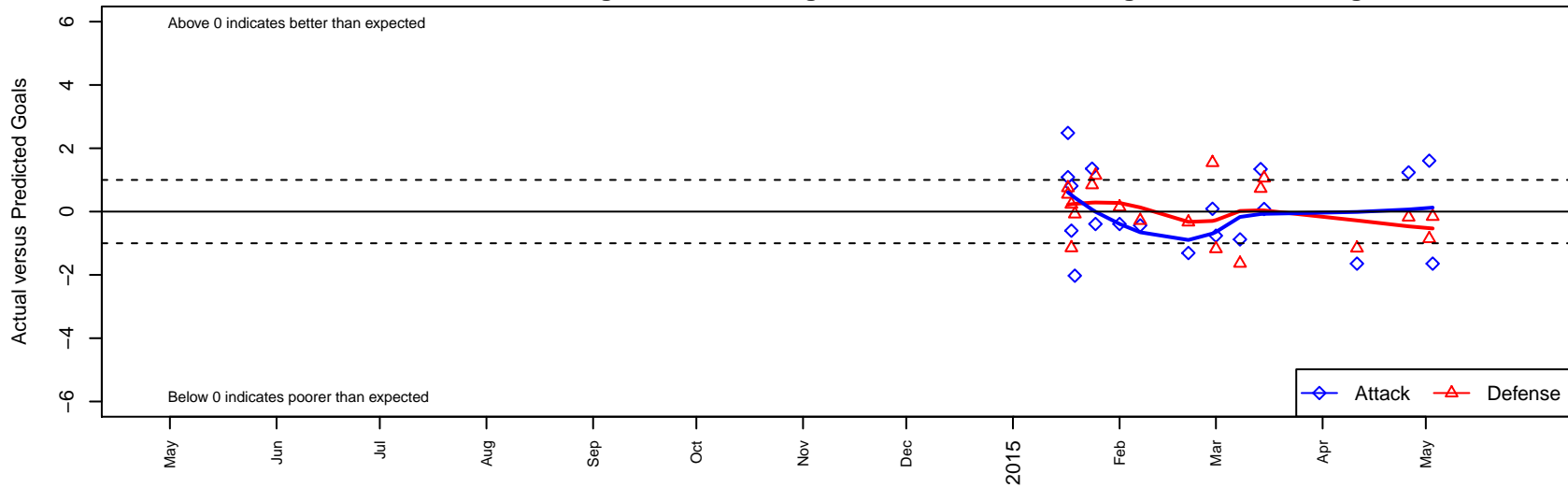
# ETFC Celtic Red B99

Eugene Timbers FC  
 Eugene, OR  
 B99 total strength=1313  
 attack=7.29 defense=4.8  
 spr league = Win OYS B99 Div 1  
 notes= was EMFC; was White

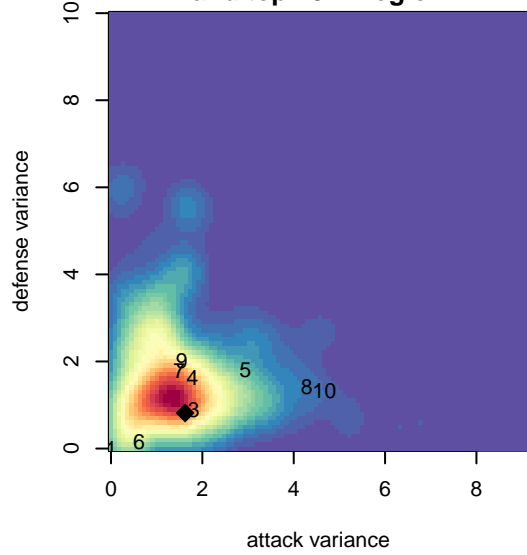
alt names used:  
 ETFC 99 CELTIC RED (OR)  
 ETFC 99 Celtic Red  
 ETFC 99 Celtic Red

Venues played:  
 2013 Spr OYS B99 Spring Red  
 2014 Crossfire OR Win Showcase U15 U15  
 2014 Win OYS B99 Division 1  
 2014 OYS Presidents Cup B99

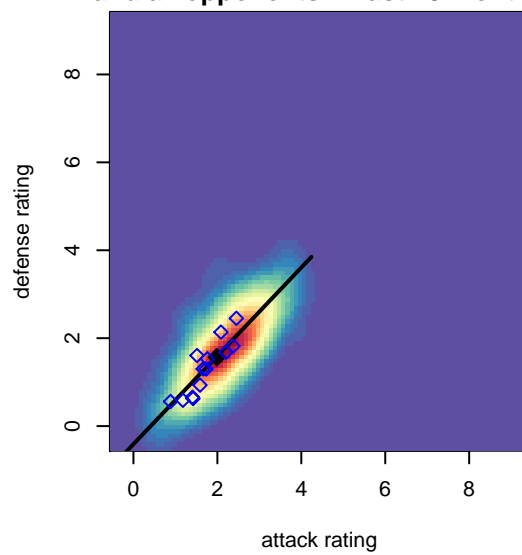
**ETFC Celtic Red B99**  
 Dots are actual minus expected GF (blue circles) and GA (red triangles).  
 Blue line is smoothed change in attack strength. Red is smoothed change in defense strength.



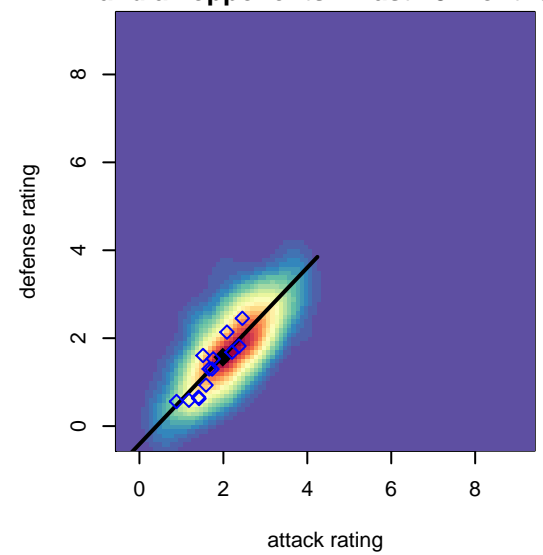
**attack and defense variance (black dot)  
relative to other teams  
and top 10 in region**



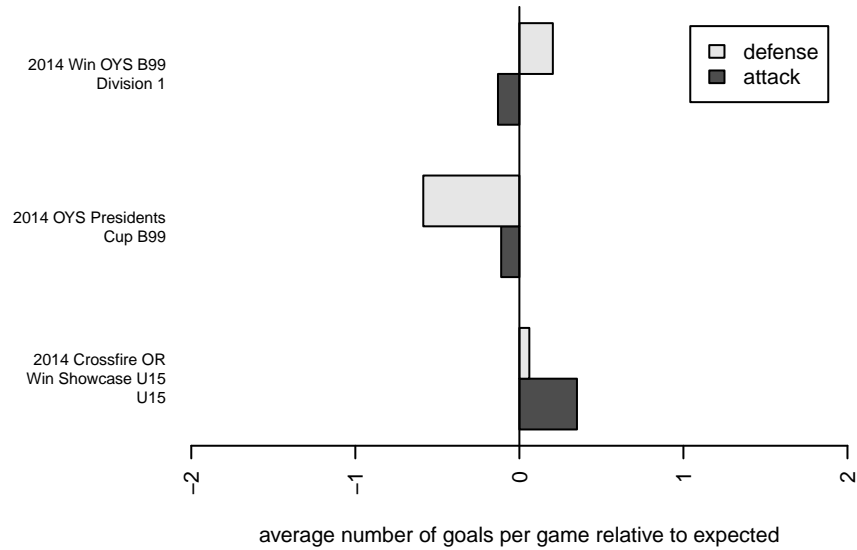
**attack and defense rating  
relative to others at age  
and all opponents in last 13 months**



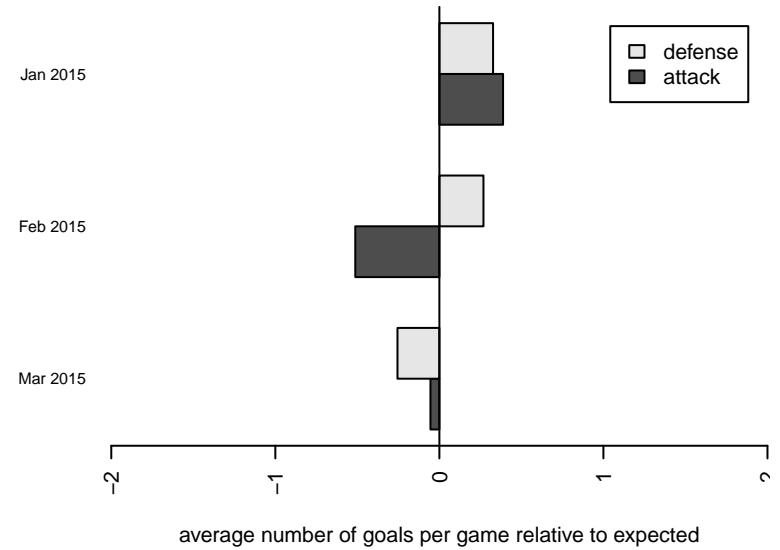
**attack and defense rating  
relative to others at age  
and all opponents in last 13 months**



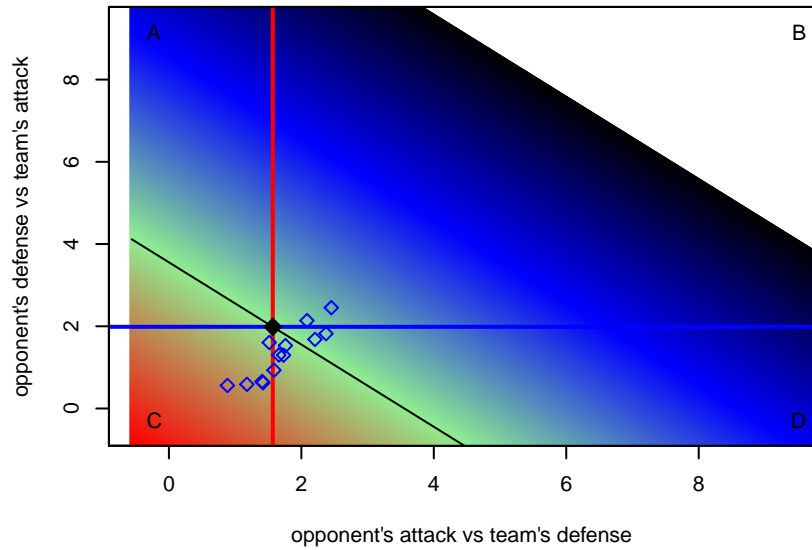
**Performance relative to 13 month average**



**Performance relative to 13 month average**



Distribution of opponents  
 Red = Lose zone, Blue = Win zone, Green = Even  
 Black line separates win/lose zones



lot. A=Neither has attack advantage, B=Opponent has both attack and defense advantage, C=Opponent has both attack and defense disadvantage, D=Both have

date	home		away		venue	pred.home	pred.awa
015-05-03	Capital FC Timbers Black Barcelona B99	1	ETFC Celtic Red B99	0	2014 OYS Presidents Cup B99	0.84	1.64
015-05-02	CSC Storm B99	2	ETFC Celtic Red B99	3	2014 OYS Presidents Cup B99	1.14	1.39
015-04-26	PCU Black B99	1	ETFC Celtic Red B99	5	2014 OYS Presidents Cup B99	0.82	3.76
015-04-11	ETFC Celtic Red B99	0	Capital FC Timbers Black Barcelona B99	2	2014 OYS Presidents Cup B99	1.64	0.84
015-03-15	Eastside Timbers Black B99	0	ETFC Celtic Red B99	2	2014 Win OYS B99 Division 1	1.06	1.92
015-03-14	ETFC Celtic Red B99	5	BSC Portland Gold-Tiempo B99	0	2014 Win OYS B99 Division 1	3.66	0.73
015-03-08	ETFC Celtic Red B99	0	BSC Portland Black-Legends B99	4	2014 Win OYS B99 Division 1	0.88	2.36
015-03-01	PCU Black B99	2	ETFC Celtic Red B99	3	2014 Win OYS B99 Division 1	0.82	3.76
015-02-28	ETFC Celtic Red B99	1	PCU Red B99	0	2014 Win OYS B99 Division 1	0.91	1.55
015-02-21	Westside Timbers Mundial B99	1	ETFC Celtic Red B99	3	2014 Win OYS B99 Division 1	0.67	4.31
015-02-07	ETFC Celtic Red B99	1	HSC Fury B99	2	2014 Win OYS B99 Division 1	1.44	1.72
015-02-01	CSC Storm B99	1	ETFC Celtic Red B99	1	2014 Win OYS B99 Division 1	1.14	1.39
015-01-25	ETFC Celtic Red B99	1	CSC Storm B99	0	2014 Win OYS B99 Division 1	1.39	1.14
015-01-24	Capital FC Timbers Black Barcelona B99	0	ETFC Celtic Red B99	3	2014 Win OYS B99 Division 1	0.84	1.64
015-01-19	ETFC Celtic Red B99	0	Crossfire Oregon Green II B99	1	2014 Crossfire OR Win Showcase U15 U15	2.03	0.92
015-01-18	Westside Timbers Samba B99	2	ETFC Celtic Red B99	2	2014 Crossfire OR Win Showcase U15 U15	2.23	1.19
015-01-18	ETFC Celtic Red B99	3	Thelo Atlas B00	2	2014 Crossfire OR Win Showcase U15 U15	3.60	0.85
015-01-17	Crossfire Oregon Black B99	0	ETFC Celtic Red B99	6	2014 Crossfire OR Win Showcase U15 U15	0.75	3.52
015-01-17	PCU Red B99	1	ETFC Celtic Red B99	2	2014 Crossfire OR Win Showcase U15 U15	1.55	0.91
014-04-26	ETFC Celtic Red B99	2	PCU Red B99	0	2013 Spr OYS B99 Spring Red	NA	NA